



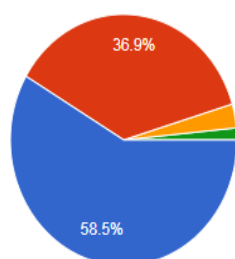
## Feedback Analysis from Students on Institution 2021-22

The students are the most important stakeholders of Higher Education systems. The interest and participation of students at all levels in both internal quality assurance and external quality assurance have to play a central role. From the current academic year, the college has started online system. We have collected online feedback from our under graduate third year students and final post graduate students. A special Nineteen-point scale feedback form on the curriculum is development. We have received total 65 student's online feedback on the syllabus of the various programmes designed by the Shri Govindrao Munghate Arts and Science College, Kurkheda Dist. Gadchiroli.

### Teaching Faculty

Teaching Faculty

65 responses

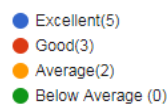
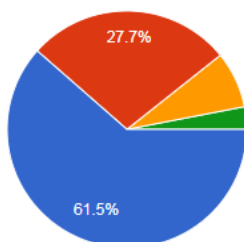


Excellent(5)	58.5 %
Good(3)	36.9 %
Average(2)	3.1 %
Below Average (0)	1.5 %

### Library Facilities

Library Facilities

65 responses

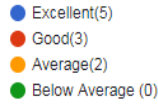
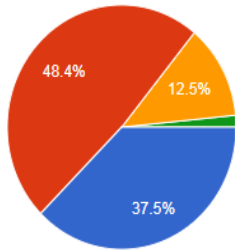


Excellent(5)	61.5 %
Good(3)	27.7 %
Average(2)	7.7 %
Below Average (0)	3.1 %

## Classroom Facilities

### Classroom Facilities

64 responses

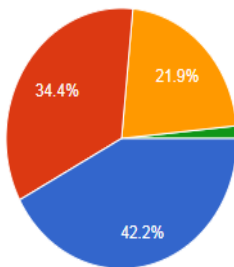


Excellent(5)	37.5 %
Good(3)	48.4 %
Average(2)	12.5 %
Below Average (0)	1.6 %

## Sports Facilities

### Sports Facilities

64 responses

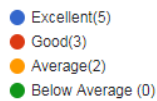
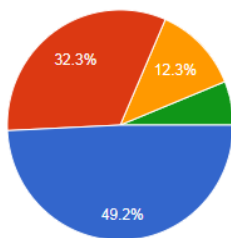


Excellent(5)	42.2 %
Good(3)	34.4 %
Average(2)	21.9 %
Below Average (0)	1.6 %

## Co-Curricular Activities (NSS, Cultural Activities etc.)

### Co-Curricular Activities(NSS, Cultural Activities etc..)

65 responses

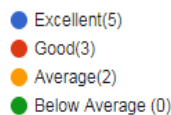
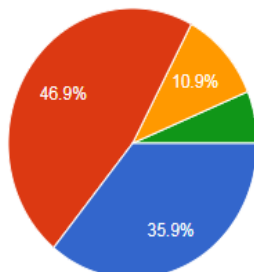


Excellent(5)	49.2 %
Good(3)	32.3 %
Average(2)	12.3 %
Below Average (0)	6.2 %

## Vehicle Parking Facilities

### Vehicle Parking Facilities

64 responses

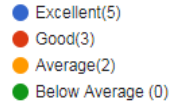
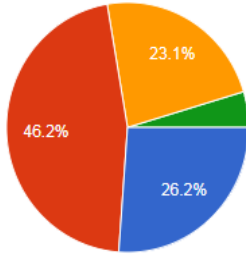


Excellent(5)	35.9 %
Good(3)	46.9 %
Average(2)	10.9 %
Below Average (0)	6.3 %

## Canteen Facilities

### Canteen Facilities

65 responses

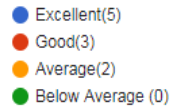
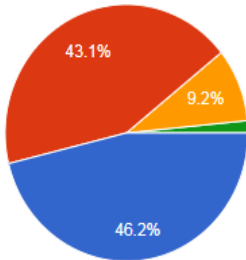


Excellent(5)	26.2 %
Good(3)	46.2 %
Average(2)	23.1 %
Below Average (0)	4.6 %

## Campus Environment

### Campus Environment

65 responses

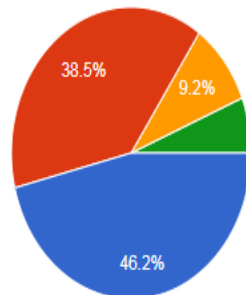


Excellent(5)	46.2 %
Good(3)	43.1 %
Average(2)	9.2 %
Below Average (0)	1.5 %

## Laboratory Facilities

### Laboratory Facilities

65 responses

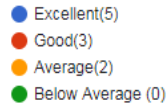
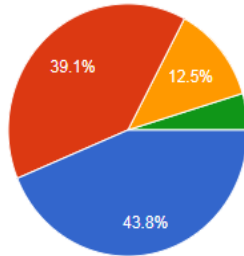


Excellent(5)	46.2 %
Good(3)	38.5 %
Average(2)	9.2 %
Below Average (0)	6.2 %

## Career Guidance and Counseling

Career Guidance and Counseling

64 responses

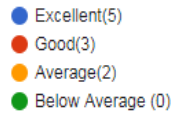
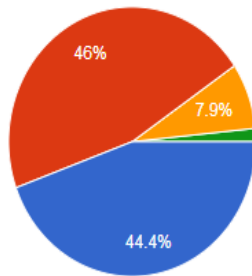


Excellent(5)	43.8 %
Good(3)	39.1 %
Average(2)	12.5 %
Below Average (0)	4.7 %

## Institute Innovation Cell Activities Related Entrepreneurship, Innovation, Startups (Ex. e-Quiz, Webinar, Motivational Speech, Seminar etc.)

Institute Innovation Cell Activities Related Entrepreneurship, Innovation, Startups (Ex. e-Quiz, Webinar, Motivational Speech, Seminar etc..)

63 responses

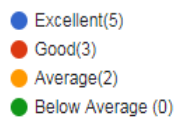
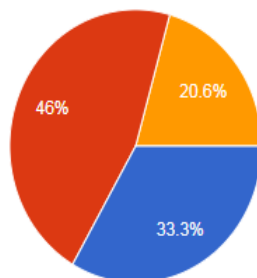


Excellent(5)	44.4 %
Good(3)	46 %
Average(2)	7.9 %
Below Average (0)	1.6 %

## Innovation Incubators

Innovation Incubators

63 responses

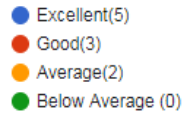
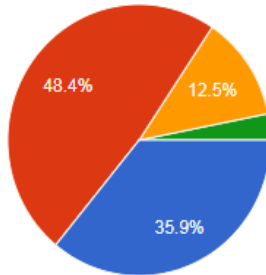


Excellent(5)	33.3 %
Good(3)	46 %
Average(2)	20.6 %
Below Average (0)	0 %

## Patents Facilities

### Patents Facilities

64 responses

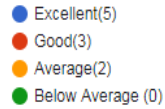
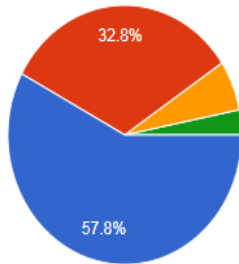


Excellent(5)	35.9 %
Good(3)	48.4 %
Average(2)	12.5 %
Below Average (0)	3.1 %

## Teacher's Cooperation

### Teacher's Cooperation

64 responses

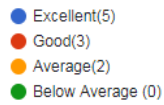
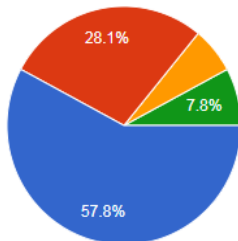


Excellent(5)	57.8 %
Good(3)	32.8 %
Average(2)	6.3 %
Below Average (0)	3.1 %

## Principal's Cooperation

### Principal's Cooperation

64 responses

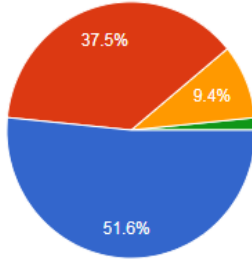


Excellent(5)	57.8 %
Good(3)	28.1 %
Average(2)	7.8 %
Below Average (0)	6.3 %

## Vice Principal's Cooperation

### Vice Principal's Cooperation

64 responses



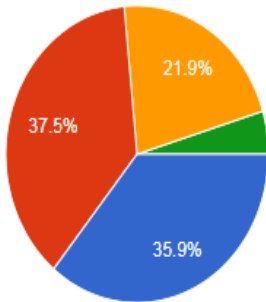
- Excellent(5)
- Good(3)
- Average(2)
- Below Average (0)

Excellent(5)	51.6 %
Good(3)	37.5 %
Average(2)	9.4 %
Below Average (0)	1.6 %

## Non-Teaching Office Staff Cooperation

### Non-Teaching Office Staff Cooperation

64 responses



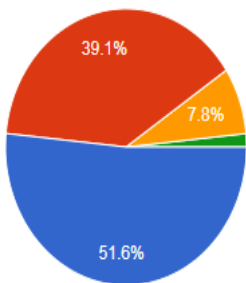
- Excellent(5)
- Good(3)
- Average(2)
- Below Average (0)

Excellent(5)	35.9 %
Good(3)	37.5 %
Average(2)	21.9 %
Below Average (0)	4.7 %

## I Trust this college for Personality /Knowledge Development

### I Trust this college for Personality /Knowledge Development

64 responses



- Excellent(5)
- Good(3)
- Average(2)
- Below Average (0)

Excellent(5)	51.6 %
Good(3)	39.1 %
Average(2)	7.8 %
Below Average (0)	1.6 %

## **Taken Action Report**

- Students were requested for extra classes and tutorial sessions in their feedback form as comments. Tutorial sessions were included in the timetable
- Grievance cell is active and a student committee has been formed.
- Fire extinguishers and demonstrated the operation and mock trail also done.